


MULTI RELAY MODULE - FORM C

NMP-MRM



The NMP-MRM is relay module that is designed to be DIN mounted inside of an Evolution UL control panel. It's powered and is interfaced to the Evolution UL NMP via a RJ45 connection.

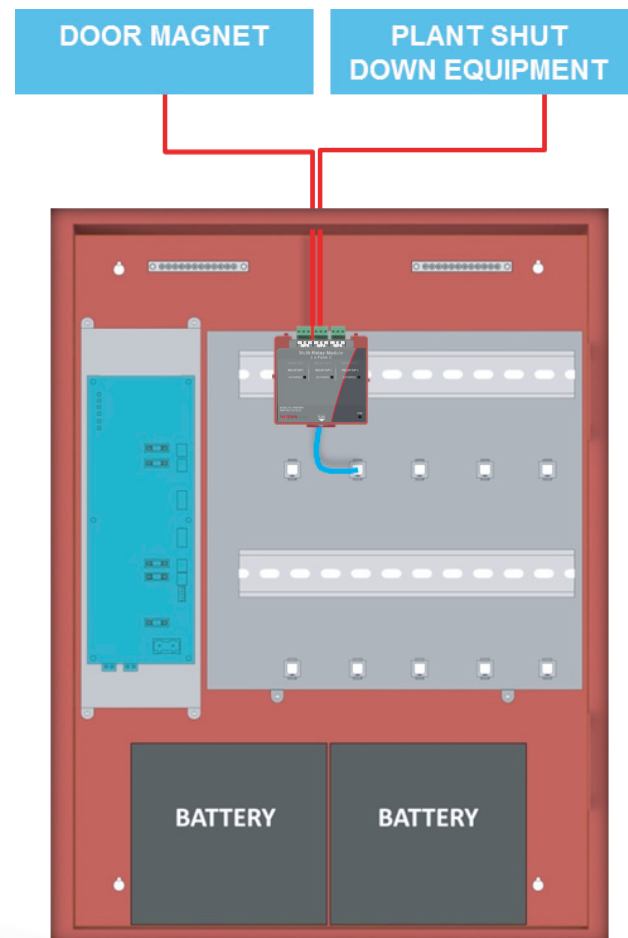
The module has three form C relays which can be typically used to control lift operation during an alarm, start fire pumps or stop ventilation fans etc.

Each relay output can be configured as a common alarm, common trouble, common supervisory or a programmable output via the Evolution UL NMP settings.

Key Features

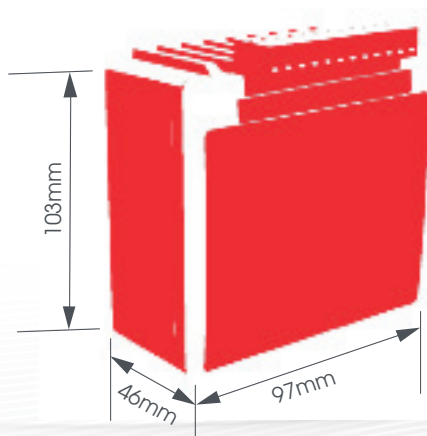
- Designed to meet UL864 10th Edition requirements.
- 3 x Form C relay outputs.
- Each relay can be programmed to activate on alarm, supervisory, or trouble.
- Extensive front unit status indications (see page 2).
- Quick and easy to install by plugging the RJ45 cable into the module and control panel (cable supplied with unit).

Interior Panel View



Enclosure

Dimensions
H103mm x W97mm x D46mm
Weight
0.2kg
Terminal Wiring Size
28-12 AWG



NOT TO BE USED FOR INSTALLATION PURPOSES

Nittans reserves the right to make changes at any time without notice in prices, colours, materials, components, equipment, specifications and models and also to discontinue models.

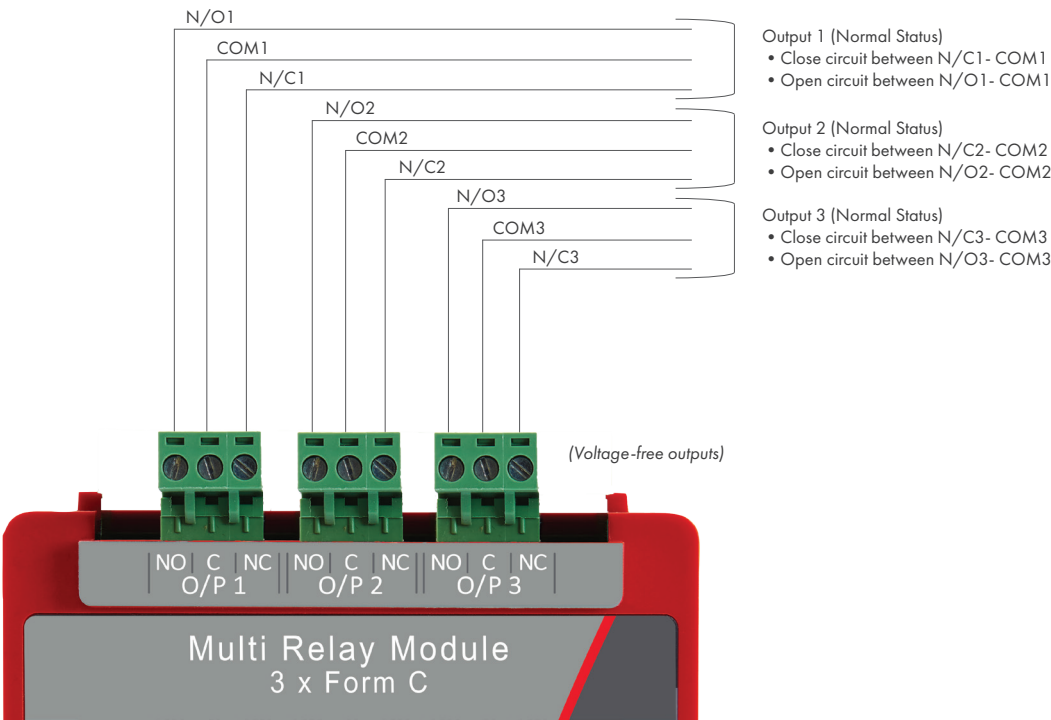
Specification

Part No. / Model No. / Description	F12-75130 / NMP-MRM / Relay Module
Standard	UL864 10 th Edition
Approval	UL Laboratories
Relay Type	Form C x 3
Switching Capacity	5A, 30 Vdc (resistive) 5A, 250Vac (general use)
Operating Temperature	0°C (32°F) to 49°C (120°F)
Max Humidity	93% Non-Condensing
Relay Modes	Alarm / Trouble / Supervisory / Programmable

Front Unit Indications

LED Indication	Description
Active (Red)	On steady when the relay is active for each relay.
Com. (Green)	Pulses to show communication between the module and the motherboard.

Typical Wiring Diagram



For further information on wiring, please refer to the NMP-MRM Technical Manual.

NOT TO BE USED FOR INSTALLATION PURPOSES